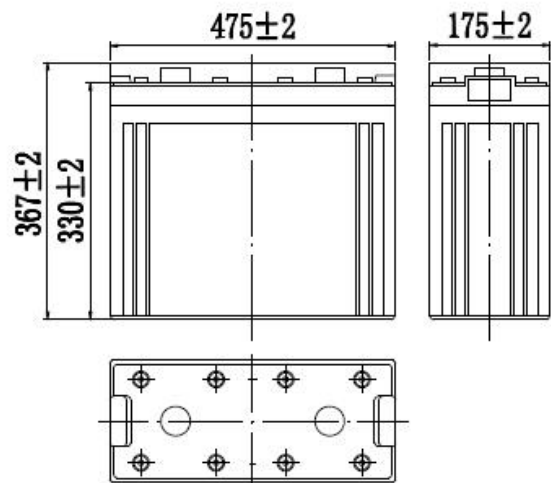
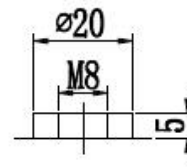


**Specifications**

Nominal Voltage		2 V
Capacity (25°C)	10HR(1.80V)	1000 Ah
	3HR(1.75V)	780Ah
	1HR(1.75V)	580Ah
Dimension	Length	475±2mm (18.70inch)
	Width	175±2mm (6.89inch)
	Height	330±2mm (12.99inch)
	Total Height	367±2mm (14.45inch)
Approx. Weight		60kg (132.3lbs)±4%
Terminal type		F12
Internal resistance (Fully charged, 25°C)		Approx. 0.3mΩ
Capacity affected by temperature (10HR)	40°C	102%
	25°C	100%
	0°C	85%
	-15°C	65%
Self-discharge (25°C)	3 month	Remaining Capacity: 91%
	6 month	Remaining Capacity: 82%
	12 month	Remaining Capacity: 65%
Nominal operating temperature		25°C ± 3°C (77°F ± 5°F)
Operating temperature range	Discharge	-15°C ~ 50°C (5°F ~ 122°F)
	Charge	-10°C ~ 50°C (14°F ~ 122°F)
	Storage	-20°C ~ 50°C (-4°F ~ 122°F)
Float charging voltage(25°C)		2.25 to 2.30V Temperature compensation: -3mV/°C
Cyclic charging voltage(25°C)		2.42 to 2.50V Temperature compensation: -5mV/°C
Maximum charging current		200A
Maximum discharge current		7000A(5 sec.)
Designed floating life(20°C)		15~18 years

**Dimensions**

**Terminal**

**Terminal F12**
**Constant Current Discharge Characteristics (A, 25°C)**

F.V/TIME	15min	30min	60min	2h	3h	4h	5h	6h	8h	10h	20h
1.60V	1390	910	625	368	265	212	183	157	124	102	54.0
1.65V	1357	892	616	366	264	211	182	156	123	102	53.8
1.70V	1307	865	600	363	262	209	180	155	122	102	53.7
1.75V	1262	844	588	358	260	208	179	154	122	101	53.4
1.80V	1195	813	570	348	252	202	174	149	118	101	53.0

**Constant Power Discharge Characteristics (Watt, 25°C)**

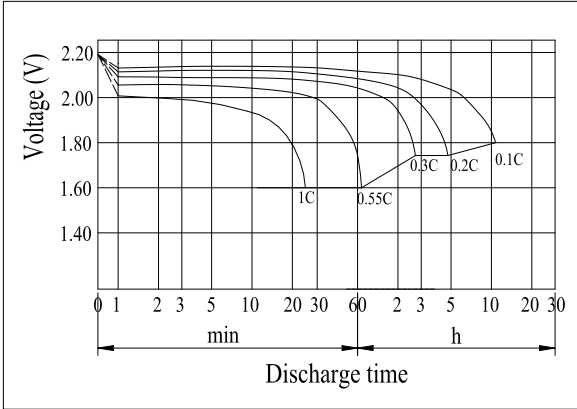
F.V/TIME	15min	30min	60min	2h	3h	4h	5h	6h	8h	10h	20h
1.60V	2544	1702	1188	711	520	416	360	309	247	204	108
1.65V	2483	1668	1170	707	517	413	358	308	245	203	108
1.70V	2391	1617	1140	701	513	411	355	306	243	203	107
1.75V	2310	1577	1117	690	510	408	353	303	242	201	107
1.80V	2188	1520	1083	673	494	395	342	294	235	200	106

Note: The above characteristics data can be obtained within three charge/discharge cycles.

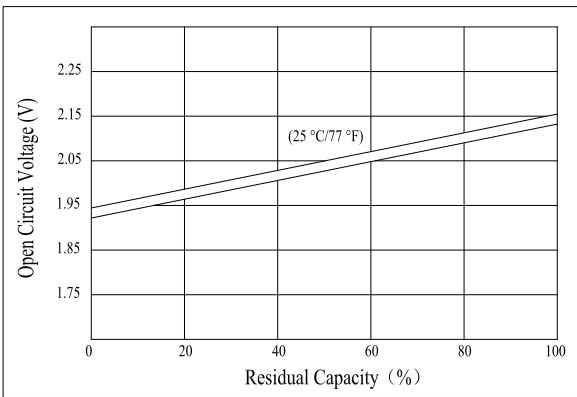
**Construction**

Component	Positive plate	Negative plate	Container	Cover	Separator	Electrolyte	Safety valve	Terminal
Raw material	Lead dioxide	Lead	ABS	ABS	AGM	Sulfuric acid	Rubber	Copper

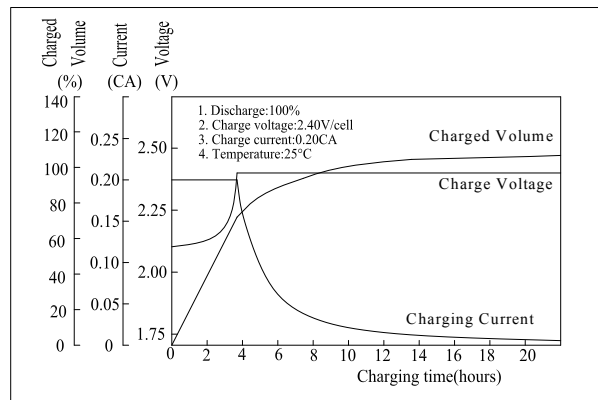
**Discharge Characteristics(25°C)**



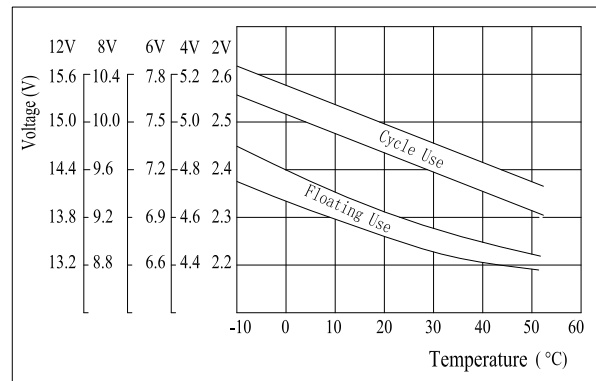
**The Relationship for Open Circuit Voltage and Residual Capacity (25°C)**



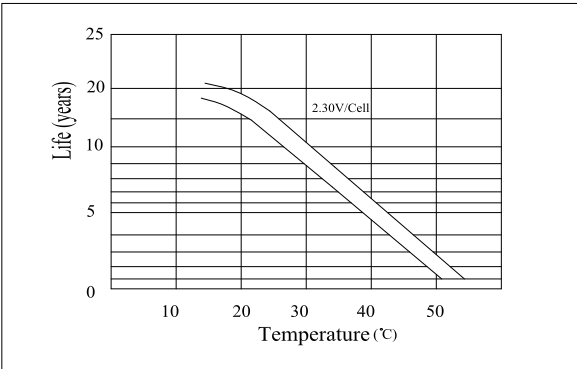
**Charging Characteristics(25°C)**



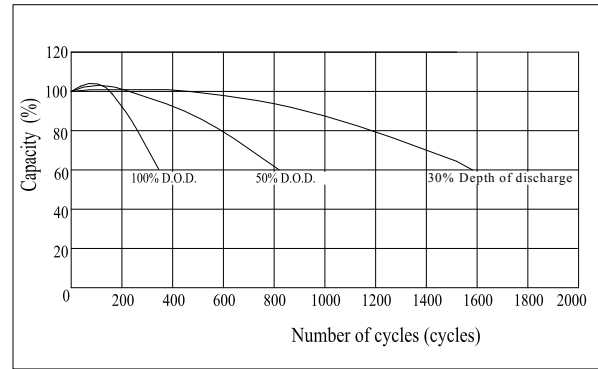
**The Relationship for Charging Voltage and Temperature**



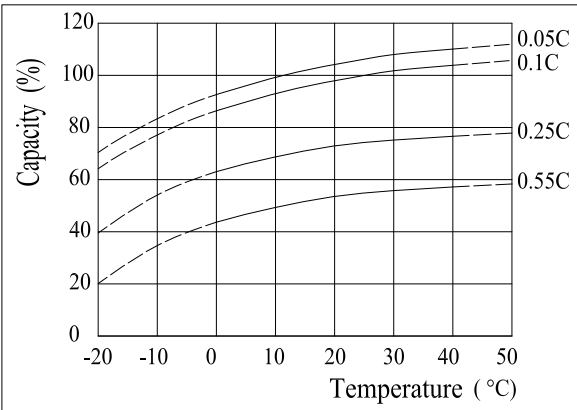
**Floating Life on Temperature**



**Cycle Life on D.O.D(25°C)**



**Effect of Temperature on Capacity**



**Self-discharge Characteristics**

