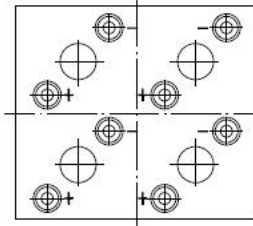
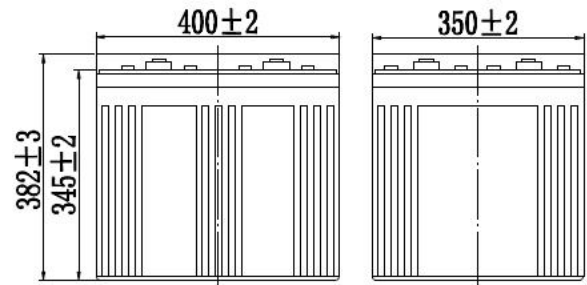


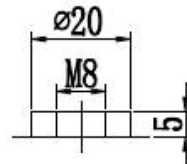
Specifications

Nominal Voltage		2 V
Capacity (25°C)	10HR(1.80V)	1500 Ah
	3HR(1.75V)	1170Ah
	1HR(1.75V)	870Ah
Dimension	Length	400±2mm (15.75inch)
	Width	350±2mm (13.78inch)
	Height	345±2mm (13.58inch)
	Total Height	382±3mm (15.04inch)
Approx. Weight		93kg (205lbs)±3%
Terminal type		F12
Internal resistance (Fully charged, 25°C)		Approx. 0.22mΩ
Capacity affected by temperature (10HR)	40°C	102%
	25°C	100%
	0°C	85%
	-15°C	65%
Self-discharge (25°C)	3 month	Remaining Capacity: 91%
	6 month	Remaining Capacity: 82%
	12 month	Remaining Capacity: 65%
Nominal operating temperature		25°C ± 3°C (77°F ± 5°F)
Operating temperature range	Discharge	-15°C ~ 50°C (5°F ~ 122°F)
	Charge	-10°C ~ 50°C (14°F ~ 122°F)
	Storage	-20°C ~ 50°C (-4°F ~ 122°F)
Float charging voltage(25°C)		2.25 to 2.30V Temperature compensation: -3mV/°C
Cyclic charging voltage(25°C)		2.42 to 2.50V Temperature compensation: -5mV/°C
Maximum charging current		300A
Maximum discharge current		9000A(5 sec.)
Designed floating life(20°C)		15~18 years

Dimensions



Terminal



Terminal F12

Constant Current Discharge Characteristics (A, 25°C)

F.V/TIME	30min	60min	2h	3h	4h	5h	6h	8h	10h	20h	24h
1.60V	1365	938	553	398	318	274	236	186	153	80.9	69.3
1.65V	1338	923	549	395	316	272	234	185	153	80.8	69.2
1.70V	1297	900	545	393	314	270	233	184	153	80.5	69.0
1.75V	1265	882	536	390	312	269	231	182	152	80.1	68.6
1.80V	1219	855	523	378	303	260	224	177	151	79.5	68.1

Constant Power Discharge Characteristics (Watt, 25°C)

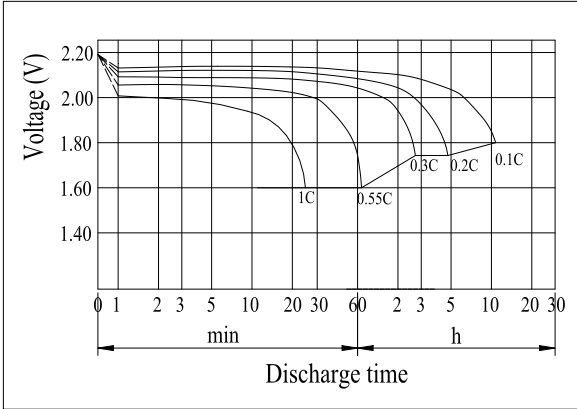
F.V/TIME	30min	60min	2h	3h	4h	5h	6h	8h	10h	20h	24h
1.60V	2553	1781	1067	780	624	540	464	370	305	162	139
1.65V	2501	1755	1060	775	620	536	461	368	305	162	139
1.70V	2425	1710	1051	770	616	533	458	365	304	161	139
1.75V	2366	1676	1035	764	612	529	455	363	302	160	138
1.80V	2279	1625	1009	741	593	513	441	352	300	159	137

Note: The above characteristics data can be obtained within three charge/discharge cycles.

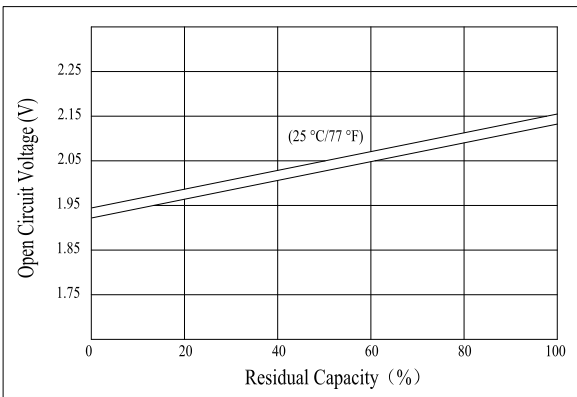
Construction

Component	Positive plate	Negative plate	Container	Cover	Separator	Electrolyte	Safety valve	Terminal
Raw material	Lead dioxide	Lead	ABS	ABS	AGM	Sulfuric acid	Rubber	Copper

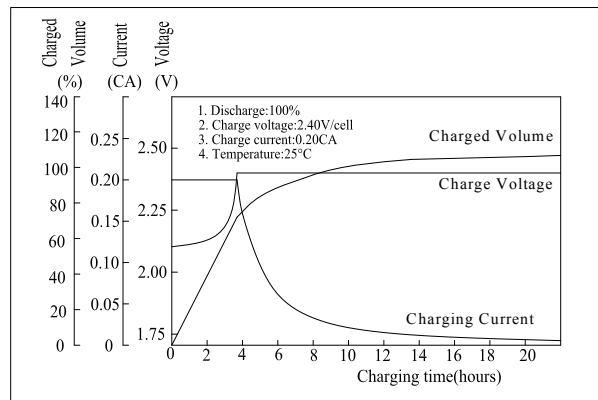
Discharge Characteristics(25°C)



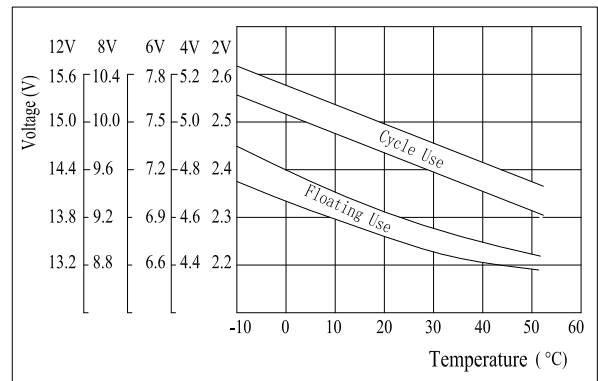
The Relationship for Open Circuit Voltage and Residual Capacity (25°C)



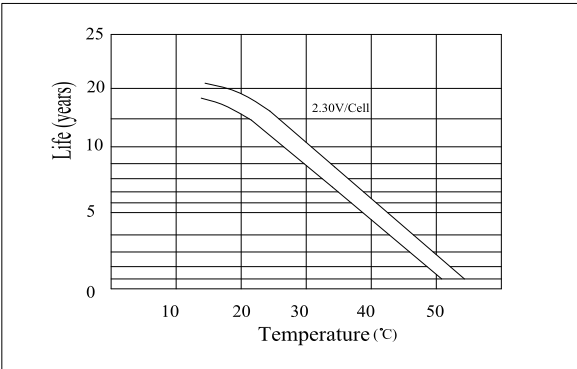
Charging Characteristics(25°C)



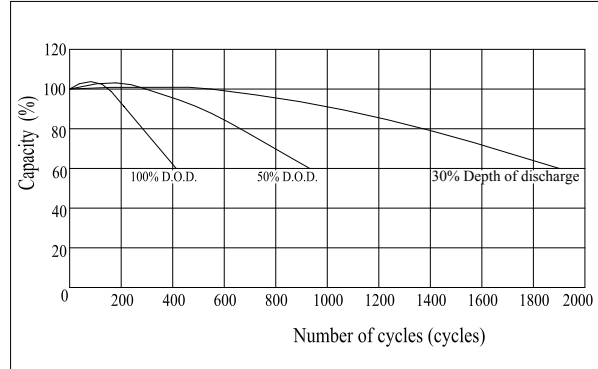
The Relationship for Charging Voltage and Temperature



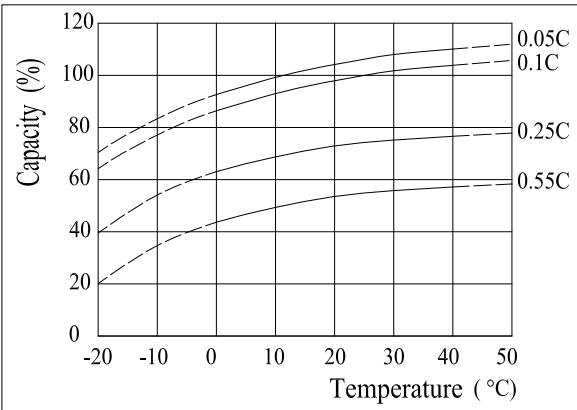
Floating Life on Temperature



Cycle Life on D.O.D(25°C)



Effect of Temperature on Capacity



Self-discharge Characteristics

